



'BLIND DOG' WILLIE IN: DECIDEDLY **DECIBELS**



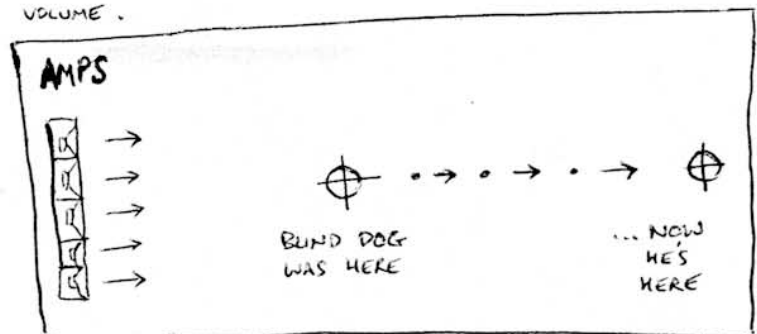
BLIND BLUES GUITAR LEGEND, BLIND DOG WILLIE IS SOUNDCHECKING FOR A VERY IMPORTANT GIG - HE WANTS THE SOUND TO BE JUST RIGHT ... JUST SO. JIMMY TIN IS ENGINEERING.




TO ACHIEVE A PERCEIVED DOUBLING OF LOUDNESS, JIM NEEDS TO HAVE TEN SPEAKERS, ALL PLAYING AT THE SAME VOLUME.



HOWEVER, THE FLOOR MANAGER WANTS BLIND DOG TO STAND TWICE AS FAR FROM THE SPEAKERS THAN HE IS AT THE MOMENT.



JIMMY QUICKLY CALCULATES THAT IF BLIND DOG IS NOW TWICE AS FAR AWAY THERE WILL BE A REDUCTION IN BLIND DOG'S PERCEIVED VOLUME ... OF -6 dB SPL. THE PERCEIVED LOUDNESS WILL BE HALF WHAT IT WAS ORIGINALLY.



SO, TO DOUBLE THE PERCEIVED SOUND SO IT IS 'JUST SO' FOR 'BLIND DOG' JIMMY TIN NEEDS TO HAVE ONE HUNDRED SPEAKERS, ALL PLAYING AT THE SAME VOLUME. NOW EVERYTHING IS SET, EVERYTHING'S READY TO GO...